
















METAL DESIGN CHART

 Full porcelain no metal showing	 Lingual shoulder	 Lingual shoulder with small labial shoulder	 Narrow shoulder all around	 Full metal lingual	 Full metal lingual with narrow labial shoulder
 Full porcelain no metal showing	 Lingual shoulder	 Lingual shoulder with small labial shoulder	 Lingual cusps metal		
 Lingual cusps metal with narrow buccal shoulder	 Buccal porcelain veneer	 Buccal porcelain veneer with narrow buccal shoulder			
 Anteriors: Labial Interproximal Required Reductions Porcelain Butt Margin 1.0mm		 Posteriors: Buccal Interproximal Required Reductions Porcelain Butt Margin 1.0mm			

CASE CHECKLIST

The case checklist is designed to assist you in completing your cases to help ensure the best results possible.

Helpful Reminders

- Make sure all models are properly packaged to prevent breakage
- Label all slides, photos and discs with doctor and patient name
- Review prescription to ensure it is complete

Anterior Cases

- Detailed Prescription, please include:
 - Length of Centrals
 - Shade Desired
 - Shade(s) of preps (include photos)
 - Indicate collarless or butt shoulder margin for PFM restorations
 - Case Goals
 - Correct Malalignment
 - Close Spaces
 - Increase Length
 - Color Change
 - Contour Like – Study or Temp Model
- Models
 - Pre-op
 - Temporaries
 - Opposing
- Photos, full face & 1:2
 - Photos can be submitted to info@kelleydental.com
 - Pre-op
 - Stick Bite

- Temporaries
- Face Bow
- Prep/Dentin/Stumpf (ensure shade tab is legible)

- Bite Registration
- Stick Bite
- Face Bow
- Attachment crowns – interproximal margin where attachment is placed needs to be sub gingiva
- Implant Cases
 - Manufacturer, implant system and implant diameter of each implant to be restored
 - Abutment Desired
 - Restoration Material Desired if not screw retained

Diagnostic Wax-Ups

- Detailed Lab Slip, included:
 - Number or units
 - Desired restoration: veneer or full crown preparation
- Indicate if you would like:
 - Prep model
 - Clear Stint for case preparation
 - Putty Matrix for temporization
- Bite Registration
- Stick Bite
- Length of Centrals

- Can we do gingivectomy for aesthetic purposes?
- Midline – is it correct? How far and which way?
- Buccal Corridor – do you need to expand? How far? *Must include first pre-molar*
- Photos, full face & 1:2
 - Photos can be submitted to info@kelleydental.com
 - Pre-op
 - Stick Bite or Face Bow

Denture

- Detailed Lab Slip, Include
 - Shade & Mold
 - Sex & Age of Patient
- Bite Registration
- High Lip Line
- Low Lip Line
- Midline
- Model of Old Denture – if you like the shape of the teeth

Splints

- Polyvinyl Impression or Master Model
- Open Bite Registration